

國立臺灣科技大學

八十九學年度碩士班招生考試試題

系所組別：工業管理系甲組、工業管理系乙組、工業管理系丙組、工業管理系丁組

科目：統計學

共 5 題 4 頁。

請顯示計算過程，只寫答案不能獲得所有配分。

1. (20 points)

Let (X, Y) have joint density function $f(x, y) = 8xy$, for $0 < x < y < 1$.(a) (10 points) What is the conditional density function of X given $Y=y$?(b) (10 points) What are the expected value and the variance of X given $Y=y$?

2. (10 points)

Suppose that a point X is chosen in accordance with a uniform distribution on the interval $(0, 2)$. After the value $X=x$ has been observed, a point Y is chosen. If Y is chosen in accordance with a uniform distribution on the interval $(0, x^2)$, what is the expected value of Y ?

3. (20 points)

To become a PhD candidate in the IM department of NTUST, a student has to pass an entrance exam and a qualify exam. Suppose that there are N students registered the entrance exam and each can pass the exam with probability p independently. Only those who pass the entrance exam can take the qualify exam and each can pass the qualify exam with probability q independently. Let M be the number of students past the entrance exam and X be the number of PhD candidates among the N students.

(a) (10 points) What is the joint pmf of X and M ?(b) (10 points) What is the pmf of X and what is the expected value of X ?

國立臺灣科技大學

八十九學年度碩士班招生考試試題

系所組別：工業管理系甲組、工業管理系乙組、工業管理系丙組、工業管理系丁組
 科目：統計學

4. (25%)

A consumer group wants to estimate the mean cost of the base system for a personal computer with certain specifications. It is thought that these computers range in price from \$260 to \$380 (the price is normally distributed).

(a). How large a sample should be taken to estimate μ to within \$10 with 95% confidence? How σ is estimated and what value is it? (10%)

(b). A random sample of size 12 yields these data:

317 296 286 320 310 337 288 321 293 269 345 302

Find 95% confidence intervals for μ and σ based on these data. Can the assumption that the mean cost is \$320 be rejected ($\alpha = .05$)? (15%)

5. (25%)

某工管人員研究握力(x)與抬舉重量(y)之間的關係。他找了 20 位受測者搜集資料,並將結果整理如下:

$n=20$ $\Sigma x = 550$ $\Sigma y = 1620$ $\Sigma x^2 = 16080$ $\Sigma y^2 = 135000$ $\Sigma xy = 45900$

(a). 試求 x 與 y 間的相關係數 r; 並檢定是否顯著 ($\alpha = .05$) (10%)

(b). 試求 x 預測 y 的線型迴歸; 並檢定其顯著性 ($\alpha = .05$) (10%)

(c). 某人的握力為 30, 試求其抬舉重量的 95% 信賴區間 (5%)



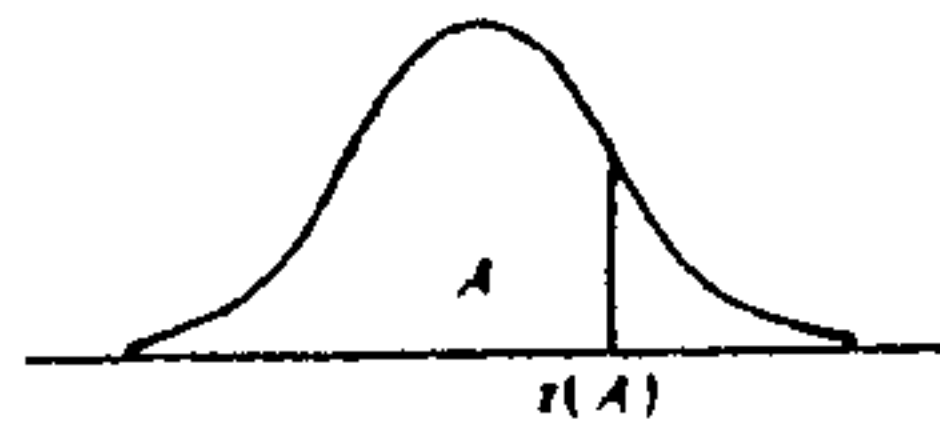
國立臺灣科技大學

八十九學年度碩士班招生考試試題

系所組別：工業管理系甲組、工業管理系乙組、工業管理系丙組、工業管理系丁組

科目：統計學

Entry is area A under the standard normal curve from $-\infty$ to $z(A)$

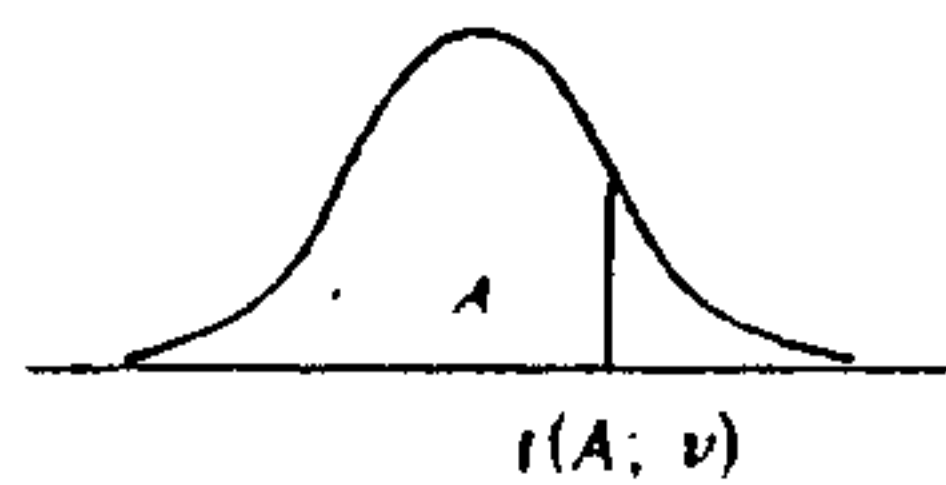


z	.00	.01	.02	.03	.04	.05	.06	.07	.08	.09
0	.5000	.5040	.5080	.5120	.5160	.5199	.5239	.5279	.5319	.5359
1	.5398	.5438	.5478	.5517	.5557	.5596	.5636	.5675	.5714	.5753
2	.5793	.5832	.5871	.5910	.5948	.5987	.6026	.6064	.6103	.6141
3	.6179	.6217	.6255	.6293	.6331	.6368	.6406	.6443	.6480	.6517
4	.6554	.6591	.6628	.6664	.6700	.6736	.6772	.6808	.6844	.6879
5	.6915	.6950	.6985	.7019	.7054	.7088	.7123	.7157	.7190	.7224
6	.7257	.7291	.7324	.7357	.7389	.7422	.7454	.7486	.7517	.7549
7	.7580	.7611	.7642	.7673	.7704	.7734	.7764	.7794	.7823	.7852
8	.7881	.7910	.7939	.7967	.7995	.8023	.8051	.8078	.8106	.8133
9	.8159	.8186	.8212	.8238	.8264	.8289	.8315	.8340	.8365	.8389
10	.8413	.8438	.8461	.8485	.8508	.8531	.8554	.8577	.8599	.8621
11	.8643	.8665	.8686	.8708	.8729	.8749	.8770	.8790	.8810	.8830
12	.8849	.8869	.8888	.8907	.8925	.8944	.8962	.8980	.8997	.9015
13	.9032	.9049	.9066	.9082	.9099	.9115	.9131	.9147	.9162	.9177
14	.9192	.9207	.9222	.9236	.9251	.9265	.9279	.9292	.9306	.9319
15	.9332	.9345	.9357	.9370	.9382	.9394	.9406	.9418	.9429	.9441
16	.9452	.9463	.9474	.9484	.9495	.9505	.9515	.9525	.9535	.9545
17	.9554	.9564	.9573	.9582	.9591	.9599	.9608	.9616	.9625	.9633
18	.9641	.9649	.9656	.9664	.9671	.9678	.9686	.9693	.9699	.9706
19	.9713	.9719	.9726	.9732	.9738	.9744	.9750	.9756	.9761	.9767
20	.9772	.9778	.9783	.9788	.9793	.9798	.9803	.9808	.9812	.9817
21	.9821	.9826	.9830	.9834	.9838	.9842	.9846	.9850	.9854	.9857
22	.9861	.9864	.9868	.9871	.9875	.9878	.9881	.9884	.9887	.9890
23	.9893	.9896	.9898	.9901	.9904	.9906	.9909	.9911	.9913	.9916
24	.9918	.9920	.9922	.9925	.9927	.9929	.9931	.9932	.9934	.9936
25	.9938	.9940	.9941	.9943	.9945	.9946	.9948	.9949	.9951	.9952
26	.9953	.9955	.9956	.9957	.9959	.9960	.9961	.9962	.9963	.9964
27	.9965	.9966	.9967	.9968	.9969	.9970	.9971	.9972	.9973	.9974
28	.9974	.9975	.9976	.9977	.9977	.9978	.9979	.9979	.9980	.9981
29	.9981	.9982	.9982	.9983	.9984	.9984	.9985	.9985	.9986	.9986
30	.9987	.9987	.9987	.9988	.9988	.9989	.9989	.9989	.9990	.9990
31	.9990	.9991	.9991	.9991	.9992	.9992	.9992	.9992	.9993	.9993
32	.9993	.9993	.9994	.9994	.9994	.9994	.9994	.9995	.9995	.9995
33	.9995	.9995	.9995	.9996	.9996	.9996	.9996	.9996	.9996	.9997
34	.9997	.9997	.9997	.9997	.9997	.9997	.9997	.9997	.9997	.9998

Selected Percentiles

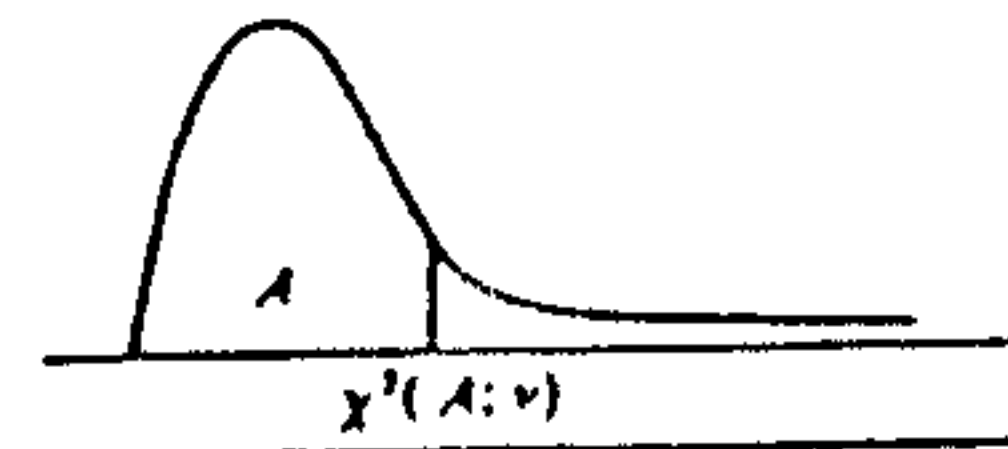
Cumulative probability A	.90	.95	.975	.98	.99	.995	.999
$z(A)$	1.282	1.645	1.960	2.054	2.326	2.576	3.090

Entry is $t(A; \nu)$ where $P(t(\nu) \leq t(A; \nu)) = A$



v	A						
	.60	.70	.80	.85	.90	.95	.975
1	0.325	0.727	1.376	1.963	3.078	6.314	12.706
2	0.282	0.617	1.061	1.386	1.886	2.920	4.303
3	0.277	0.584	0.978	1.250	1.638	2.353	3.182
4	0.271	0.569	0.941	1.190	1.533	2.132	2.776
5	0.267	0.559	0.920	1.156	1.476	2.015	2.571
6	0.265	0.553	0.906	1.134	1.440	1.943	2.447
7	0.263	0.549	0.896	1.119	1.415	1.895	2.365
8	0.262	0.546	0.889	1.108	1.397	1.860	2.306
9	0.261	0.543	0.883	1.100	1.383	1.833	2.262
10	0.260	0.542	0.879	1.093	1.372	1.812	2.228
11	0.260	0.540	0.876	1.088	1.363	1.796	2.201
12	0.259	0.539	0.873	1.083	1.356	1.782	2.179
13	0.259	0.537	0.870	1.079	1.350	1.771	2.160
14	0.258	0.537	0.868	1.076	1.345	1.761	2.145
15	0.258	0.536	0.866	1.074	1.341	1.753	2.131
16	0.258	0.535	0.865	1.071	1.337	1.746	2.120
17	0.257	0.534	0.863	1.069	1.333	1.740	2.110
18	0.257	0.534	0.862	1.067	1.330	1.734	2.101
19	0.257	0.533	0.861	1.066	1.328	1.729	2.093
20	0.257	0.533	0.860	1.064	1.325	1.725	2.086
21	0.257	0.532	0.859	1.063	1.323	1.721	2.080
22	0.256	0.532	0.858	1.061	1.321	1.717	2.074
23	0.256	0.532	0.858	1.060	1.319	1.714	2.069
24	0.256	0.531	0.857	1.059	1.318	1.711	2.064
25	0.256	0.531	0.856	1.058	1.316	1.708	2.060
26	0.256	0.531	0.856	1.058	1.315	1.706	2.056
27	0.256	0.531	0.855	1.057	1.314	1.703	2.052
28	0.256	0.530	0.855	1.056	1.313	1.701	2.048
29	0.256	0.530	0.854	1.055	1.311	1.699	2.045
30	0.256	0.530	0.854	1.055	1.310	1.697	2.042
40	0.255	0.529	0.851	1.050	1.303	1.684	2.021
60	0.254	0.527	0.848	1.045	1.296	1.671	2.000
120	0.254	0.526	0.845	1.041	1.289	1.658	1.980
∞	0.253	0.524	0.842	1.036	1.282	1.645	1.960

Entry is $\chi^2(A; \nu)$ where $P(\chi^2(\nu) \leq \chi^2(A; \nu)) = A$



v	A									
	.005	.010	.025	.050	.100	.900	.950	.975	.990	.995
1	0.00393	0.0157	0.0788	0.333	0.0158	2.71	3.84	5.02	6.63	7.88
2	0.0100	0.0201	0.0506	0.103	0.211	4.61	5.99	7.38	9.21	10.60
3	0.072	0.115	0.216	0.352	0.584	6.25	7.81	9.35	11.34	12.84
4	0.207	0.297	0.484	0.711	1.064	7.78	9.49	11.14	13.28	14.86
5	0.412	0.554	0.831	1.145	1.61	9.24	11.07	12.83	15.09	16.75
6	0.676	0.872	1.24	1.64	2.20	10.64	12.59	14.45	16.81	18.55
7	0.989	1.24	1.69	2.17	2.83	12.02	14.07	16.01	18.48	20.28
8	1.34	1.65	2.18	2.73	3.49	13.36	15.51	17.53	20.09	21.96
9	1.73	2.09	2.70	3.33	4.17	14.68	16.92	19.02	21.67	23.59
10	2.16	2.56	3.25	3.94	4.87	15.99	18.31	20.48	23.21	25.19
11	2.60	3.05	3.82	4.57	5.58	17.28	19.68	21.92	24.73	26.76
12	3.07	3.57	4.40	5.23	6.30	18.55	21.03	23.34	26.22	28.30
13	3.57	4.11	5.01	5.89	7.04	19.81	22.36	24.74	27.69	29.82
14	4.07	4.66	5.63	6.57	7.79	21.06	23.68	26.12	29.14	31.32
15	4.60	5.23	6.26	7.26	8.55	22.31	25.00	27.49	30.58	32.80
16	5.14	5.81	6.91	7.96	9.31	23.54	26.30	28.85	32.00	34.27
17	5.70	6.41	7.56	8.67	10.09	24.77	27.59	30.19	33.41	35.72
18	6.26	7.01	8.23	9.39	10.86	25.99	28.87	31.53	34.81	37.16
19	6.84	7.63	8.91	10.12	11.63	27.20	30.14	32.85	36.19	38.58
20	7.43	8.26	9.59	10.85	12.44	28.41	31.41	34.17	37.57	40.00
21	8.03	8.90	10.28	11.59	13.24	29.62	32.67	35.48	38.93	41.40
22	8.64	9.54	10.98	12.34	14.04	30.81	33.92	36.78	40.29	42.80
23	9.26	10.20	11.69	13.09	14.85	32.01	35.17	38.08	41.64	44.18
24	9.89	10.86	12.40	13.85	15.66	33.20	36.42	39.36	42.98	45.56
25	10.52	11.52	13.12	14.61	16.47	34.38	37.65	40.65	44.31	46.93
26	11.16	12.20	13.84	15.38	17.29	35.56	38.89	41.92	45.64	48.29
27	11.81	12.88	14.57	16.15	18.11	36.74	40.11	43.19	46.96	49.64
28	12.46	13.56	15.31	16.93	18.94	37.92	41.34	44.46	48.28	50.99
29	13.12	14.26	16.05	17.71	19.77	39.09	42.56	45.72	49.59	52.34
30	13.79	14.95	16.79	18.49	20.60	40.26	43.77	46.98	50.89	53.67
40	20.71	22.16	24.43	26.51	29.05	51.81	55.76	59.34	63.69	66.77
50	27.99	29.71	32.36	34.76	37.69	63.17	67.50	71.42	76.15	79.49
60	35.53	37.48	40.48	43.19	46.46	74.40	79.08	83.30	88.38	91.93
70	43.28	45.44	48.76	51.74	55.33	85.53	90.53	95.02	100.4	104.2
80	51.17	53.54	57.15	60.39	64.28	96.58	101.9	106.6	112.3	116.3
90	59.20	61.75	65.65	69.13	73.29	107.6	113.1	118.1	124.1	128.3
100	67.33	70.06	74.22	77.93	82.36	118.5	124.3	129.6	135.8	140.2

Source: Reprinted, with permission, from C. M. Thompson, "Table of Percentage Points of the Chi-Square Distribution," *Biometrika* 32 (1941), pp. 188-89.



國立臺灣科技大學

八十九學年度碩士班招生考試試題

系所組別：工業管理系甲組、工業管理系乙組、工業管理系丙組、工業管理系丁組

科目：統計學



Degrees of Freedom for the Numerator (v₁)

v ₂ \ v ₁	1	2	3	4	5	6	7	8	9	10	12	15	20	24	30	40	60	120	∞
1	161.4	199.5	215.7	224.6	230.2	234.0	236.8	238.9	240.5	241.9	243.9	245.9	248.0	249.1	250.1	251.1	252.2	253.3	254.3
2	18.51	19.00	19.16	19.25	19.30	19.33	19.35	19.37	19.38	19.40	19.41	19.43	19.45	19.45	19.46	19.47	19.48	19.49	19.50
3	10.13	9.55	9.28	9.12	9.01	8.94	8.89	8.85	8.81	8.79	8.74	8.70	8.66	8.64	8.62	8.59	8.57	8.55	8.53
4	7.71	6.94	6.59	6.39	6.26	6.16	6.09	6.04	6.00	5.96	5.91	5.86	5.80	5.77	5.75	5.72	5.69	5.66	5.63
5	6.61	5.79	5.41	5.19	5.05	4.95	4.88	4.82	4.77	4.74	4.68	4.62	4.56	4.53	4.50	4.46	4.43	4.40	4.36
6	5.99	5.14	4.76	4.53	4.39	4.28	4.21	4.15	4.10	4.06	4.00	3.94	3.87	3.84	3.81	3.77	3.74	3.70	3.67
7	5.59	4.74	4.35	4.12	3.97	3.87	3.79	3.73	3.68	3.64	3.57	3.51	3.44	3.41	3.38	3.34	3.30	3.27	3.23
8	5.32	4.46	4.07	3.84	3.69	3.58	3.50	3.44	3.39	3.35	3.28	3.22	3.15	3.12	3.08	3.04	3.01	2.97	2.93
9	5.12	4.26	3.86	3.63	3.48	3.37	3.29	3.23	3.18	3.14	3.07	3.01	2.94	2.90	2.86	2.83	2.79	2.75	2.71
10	4.96	4.10	3.71	3.48	3.33	3.22	3.14	3.07	3.02	2.98	2.91	2.85	2.77	2.74	2.70	2.66	2.62	2.58	2.54
11	4.84	3.98	3.59	3.36	3.20	3.09	3.01	2.95	2.90	2.85	2.79	2.72	2.65	2.61	2.57	2.53	2.49	2.45	2.40
12	4.75	3.89	3.49	3.26	3.11	3.00	2.91	2.85	2.80	2.75	2.69	2.62	2.54	2.51	2.47	2.43	2.38	2.34	2.30
13	4.67	3.81	3.41	3.18	3.03	2.92	2.83	2.77	2.71	2.67	2.60	2.53	2.46	2.42	2.38	2.34	2.30	2.25	2.21
14	4.60	3.74	3.34	3.11	2.96	2.85	2.76	2.70	2.65	2.60	2.53	2.46	2.39	2.35	2.31	2.27	2.22	2.18	2.13
15	4.54	3.68	3.29	3.06	2.90	2.79	2.71	2.64	2.59	2.54	2.48	2.40	2.33	2.29	2.25	2.20	2.16	2.11	2.07
16	4.49	3.63	3.24	3.01	2.85	2.74	2.66	2.59	2.54	2.49	2.42	2.35	2.28	2.24	2.19	2.15	2.11	2.06	2.01
17	4.45	3.59	3.20	2.96	2.81	2.70	2.61	2.55	2.49	2.45	2.38	2.31	2.23	2.19	2.15	2.10	2.06	2.01	1.96
18	4.41	3.55	3.16	2.93	2.77	2.66	2.58	2.51	2.46	2.41	2.34	2.27	2.19	2.15	2.11	2.06	2.02	1.97	1.92
19	4.38	3.52	3.13	2.90	2.74	2.63	2.54	2.48	2.42	2.38	2.31	2.23	2.16	2.11	2.07	2.03	1.98	1.93	1.88
20	4.35	3.49	3.10	2.87	2.71	2.60	2.51	2.45	2.39	2.35	2.28	2.20	2.12	2.08	2.04	1.99	1.95	1.90	1.84
21	4.32	3.47	3.07	2.84	2.68	2.57	2.49	2.42	2.37	2.32	2.25	2.18	2.10	2.05	2.01	1.96	1.92	1.87	1.81
22	4.30	3.44	3.05	2.82	2.66	2.55	2.46	2.40	2.34	2.30	2.23	2.15	2.07	2.03	1.98	1.94	1.89	1.84	1.78
23	4.28	3.42	3.03	2.80	2.64	2.53	2.44	2.37	2.32	2.27	2.20	2.13	2.05	2.01	1.96	1.91	1.86	1.81	1.76
24	4.26	3.40	3.01	2.78	2.62	2.51	2.42	2.36	2.30	2.25	2.18	2.11	2.03	1.98	1.94	1.89	1.84	1.79	1.73
25	4.24	3.39	2.99	2.76	2.60	2.49	2.40	2.34	2.28	2.24	2.16	2.09	2.01	1.96	1.92	1.87	1.82	1.77	1.71
26	4.23	3.37	2.98	2.74	2.59	2.47	2.39	2.32	2.27	2.22	2.15	2.07	1.99	1.95	1.90	1.85	1.80	1.75	1.69
27	4.21	3.35	2.96	2.73	2.57	2.46	2.37	2.31	2.25	2.20	2.13	2.06	1.97	1.93	1.88	1.84	1.79	1.73	1.67
28	4.20	3.34	2.95	2.71	2.56	2.45	2.36	2.29	2.24	2.19	2.12	2.04	1.96	1.91	1.87	1.82	1.77	1.71	1.65
29	4.18	3.33	2.93	2.70	2.55	2.43	2.35	2.28	2.22	2.18	2.10	2.03	1.94	1.90	1.85	1.81	1.75	1.70	1.64
30	4.17	3.32	2.92	2.69	2.53	2.42	2.33	2.27	2.21	2.16	2.09	2.01	1.93	1.89	1.84	1.79	1.74	1.68	1.62
40	4.05	3.23	2.84	2.61	2.45	2.34	2.25	2.18	2.12	2.08	2.00	1.92	1.84	1.79	1.74	1.69	1.64	1.58	1.51
60	4.00	3.15	2.76	2.53	2.37	2.25	2.17	2.10	2.04	1.99	1.92	1.84	1.75	1.70	1.65	1.59	1.53	1.47	1.39
120	3.97	3.07	2.68	2.45	2.29	2.17	2.09	2.02	1.96	1.91	1.83	1.75	1.66	1.61	1.55	1.50	1.43	1.35	1.25
∞	3.92	3.00	2.60	2.37	2.21	2.09	2.01	1.94	1.88	1.83	1.75	1.66	1.57	1.52	1.46	1.40	1.33	1.25	1.15

Degrees of freedom for the Numerator (v₁)

v ₂ \ v ₁	1	2	3	4	5	6	7	8	9	10	12	15	20	24	30	40	60	120	∞
1	647.8	799.5	864.2	899.6	921.8	937.1	948.2	956.7	963.3	968.6	976.7	984.9	993.1	997.2	1001	1006	1010	1014	1018
2	38.51	39.00	39.17	39.25	39.30	39.33	39.36	39.37	39.39	39.40	39.41	39.43	39.45	39.46	39.46	39.47	39.48	39.49	39.50
3	17.44	16.04	15.44	15.10	14.88	14.73	14.62	14.54	14.47	14.42	14.34	14.25	14.17	14.12	14.08	14.04	13.99	13.95	13.90
4	12.22	10.65	9.98	9.60	9.36	9.20	9.07	8.98	8.90	8.84	8.75	8.66	8.56	8.51	8.46	8.41	8.36	8.31	8.26
5	10.01	8.43	7.76	7.39	7.15	6.98	6.85	6.76	6.68	6.62	6.52	6.43	6.33	6.28	6.23	6.18	6.12	6.07	6.02
6	8.81	7.26	6.60	6.23	5.99	5.82	5.70	5.60	5.52	5.46	5.37	5.27	5.17	5.12	5.07	5.01	4.96	4.90	4.85
7	8.07	6.54	5.89	5.52	5.29	5.12	4.99	4.90	4.82	4.76	4.67	4.57	4.47	4.42	4.36	4.31	4.25	4.20	4.14
8	7.57	6.06	5.42	5.05	4.82	4.65	4.53	4.43	4.36	4.30	4.20	4.10	4.00	3.95	3.89	3.84	3.78	3.73	3.67
9	7.21	5.71	5.08	4.72	4.48	4.32	4.20	4.10	4.03	3.96	3.87	3.77	3.67	3.61	3.56	3.51	3.45	3.39	3.33
10	6.94	5.46	4.83	4.47	4.24	4.07	3.95	3.85	3.78	3.72	3.62	3.52	3.42	3.37	3.31	3.26	3.20	3.14	3.08
11	6.72	5.26	4.63	4.28	4.04	3.88	3.76	3.66	3.59	3.53	3.43	3.33	3.23	3.17	3.12	3.06	3.00	2.94	2.88
12	6.55	5.10	4.47	4.12	3.89	3.73	3.61	3.51	3.44	3.37	3.28	3.18	3.07	3.02	2.96	2.91	2.85	2.79	2.72
13	6.41	4.97	4.35	4.00	3.77	3.60	3.48	3.39	3.31	3.25	3.15	3.05	2.95	2.89	2.84	2.78	2.72	2.66	2.60
14	6.30	4.86	4.24	3.89	3.66	3.50	3.38	3.29	3.21	3.15	3.05	2.95	2.84	2.79	2.73	2.67	2.61	2.55	2.49
15	6.20	4.77	4.15	3.80	3.58	3.41	3.29	3.20	3.12	3.06	2.96	2.86	2.76	2.70	2.64	2.59	2.52	2.46	2.40
16	6.12	4.69	4.07	3.73	3.50	3.34	3.22	3.12	3.05	2.99	2.89	2.79	2.68	2.63	2.57	2.51	2.45	2.38	2.32
17	6.04	4.62	4.01	3.66	3.44	3.28	3.16	3.06	2.98	2.92	2.82	2.72	2.62	2.56	2.50	2.44	2.38	2.32	2.25
18	5.98	4.56	3.95	3.61	3.38	3.22	3.10	3.01	2.93	2.87	2.77	2.67	2.56	2.50	2.44	2.38	2.32	2.26	2.19
19	5.92	4.51	3.90	3.56	3.33	3.17	3.05	2.96	2.88	2.82	2.72	2.62	2.51	2.45	2.39	2.33	2.27	2.20	2.13
20	5.87	4.46	3.86	3.51	3.29	3.13	3.01	2.91	2.84	2.77	2.68	2.57	2.46	2.41	2.35	2.29	2.22	2.16	2.09
21	5.83	4.42	3.82	3.48	3.25	3.09	2.97	2.87	2.80	2.73	2.64	2.53	2.42	2.37	2.31	2.25	2.18	2.11	2.04
22	5.79	4.38	3.78	3.44	3.22	3.05	2.93	2.84	2.76	2.70	2.60	2.50	2.39	2.33	2.27	2.21	2.14	2.08	2.00
23	5.75	4.35	3.75	3.41	3.18	3.02	2.90	2.81	2.73	2.67	2.57	2.47	2.36	2.30	2.24	2.18	2.11	2.04	1.97
24	5.72	4.32	3.72	3.38	3.15	2.99	2.87	2.78	2.70	2.64	2.54	2.44	2.33	2.27	2.21	2.15	2.08	2.01	1.94
25	5.69	4.29	3.69	3.35	3.13	2.97	2.85	2.75	2.68	2.61	2.51	2.41	2.30	2.24	2.18	2.12	2.05	1.98	1.91
26	5.66	4.27	3.67	3.33	3.10	2.94	2.82	2.73	2.65	2.59	2.49	2.39	2.28	2.22	2.16	2.09	2.03	1.95	1.88
27	5.63	4.24	3.65	3.31	3.08	2.92	2.80	2.71	2.63	2.57	2.47	2.36	2.25	2.19	2.13	2.07	2.00	1.93	1.85
28	5.61	4.22	3.63	3.29	3.06	2.90	2.78	2.69	2.61	2.55	2.45	2.34	2.23	2.17	2.11	2.05	1.98	1.91	1.83
29	5.59	4.20	3.61	3.27	3.04	2.88	2.76	2.67	2.59	2.53	2.43	2.32							